

**BIREL ART RENTAL KART**

# **IF YOUR PASSION IS DRIVING...**

Choose Birel ART Rental Kart.

Our karts replicates the feel  
of real kart racing.

**Feel the vibes of driving!**



**GASOLINE VERSION**

***birel*ART**  
RENTAL KART

[WWW.BIRELARTRENTAL.COM](http://WWW.BIRELARTRENTAL.COM)

**PURE PASSION**

We build karts, because motorsport is our passion!

Karting is the origin of Racing and our go-karts, distinguished by Italian excellence famous all over the world, gives the opportunity to all fans of this world to become real drivers or have fun trying the thrill of adrenaline on the track.

Birel ART is also present in the Rental sector with a complete range of Karts.

**ELECTRIC ALSO  
OF COURSE!**

**SUMMARY**

Page .....	3	<b>WHO IS Birel ART</b>
Page .....	4	N35-XR ST
Page .....	8	N35-YR ST
Page .....	12	N35-YR ST TWIN ENGINE
Page .....	16	N35-XR ST ROTAX
Page .....	20	N35-TWIN
Page .....	24	N32-XR J
Page .....	28	B25-RT

# BIREL ART

## **Tradition and Innovation**

We represent a company where tradition and innovation come together every day to feed the legend of the Birel ART brand. Our plus is the ability to combine the development of advanced technological solutions with the craftsmanship and experience that distinguishes us.

## **Passion and Excellence**

The passion for motorsport is the sap that drives us to set ambitious goals to satisfy our customers. We are always in step with the times, curious and open to new things to grow our skills and offer excellence.

## **Individual and team**

Our company is a big family with a strong sense of belonging, human resources are very important for us and ours is a team where competence and passion always go hand in hand.

## **Emotion**

Birel ART - for more than 60 years we have continued the passion for a sport that has formed and continues to train all the F1 drivers. With heart, pride and enthusiasm we keep alive the passion for the racing world and allow all those who love the thrill of driving to be able to do it in great safety and at high technical levels and performances.

« For those who like racing, I advise the karting  
and to do it with love and dedication. »  
Ayrton Senna - December /1982

# N35-XR ST

ONLY 140 KILOGRAMS

WITH ADJUSTABLE PEDAL, AND ADJUSTABLE SEAT, FITTED WITH REAR END COVER (TO PROTECT MOVING MECHANICAL PARTS).

IT HAS BEEN DESIGNED TO EVOKE THE FEATURES OF A COMPETITION KART.

\*AVAILABLE ALSO THE VERSION N-35 X (WITH ADJUSTABLE PEDAL AND FIXED SEAT)



**N35-XR ST**



**ANTI GAS-BRAKE SYSTEM**

**ADJUSTABLE SEAT LEVER**

**ADJUSTABLE PEDALS LEVER**



ONLY  
**140**  
KILOGRAMS



## N35-XR ST

<b>Ø TUBES</b>	35 mm
<b>WHEEL BASE</b>	1070 mm
<b>REAR WIDTH</b>	1410 mm
<b>FRONT WIDHT</b>	1208 mm
<b>LENGHT</b>	2036 mm
<b>AXLE</b>	40x5x1060 K
<b>BRAKING SYSTEM</b>	HYDRAULIC RR
<b>BRAKE DISC</b>	180x8 STEEL
<b>BRAKE POSITION</b>	REAR
<b>TANK CAPACITY</b>	10 LIT
<b>Ø STEERING WHEEL</b>	340 mm
<b>WHEELS</b>	NH 120 - NH 180
<b>TYRES</b>	MITAS SRH / DURO
<b>PODS</b>	N35 SHOCK ABSORPTION
<b>COVER</b>	REAR
<b>SEAT AND PEDALS</b>	ADJUSTABLE

### AVAILABLE ENGINE VERSIONS

- HONDA GX 200
- HONDA GX 270
- HONDA GX 390\*

\* WET OR DRY CLUTCH

### TRACK SIDE MONITORING SYSTEM



#### de Haardt Trackside Control System Xtra.EV Shutdown Transponder

The de Haardt Xtra.E Shutdown Transponder can be installed on every kart and programmed to suit the needs of the Circuit Operator. Different performance levels can be pre-programmed, as well as the crawl speed for the Pitlane Area. The Shutdown Transponder can be remotely operated with the Xtra Remote Control Unit, as well as the Xtra Mini Remote Control.

# ONE OF OUR BEST SELLING PRODUCTS



**N35-XR ST**


## OPTIONAL



**HEADREST**



**SAFETY BELTS**



**WEIGHT HOLDER  
WITH WEIGHTS**



ON REQUEST, FOR EVERY RENTAL KART MODEL WE CAN  
PROVIDE A CUSTOM GRAPHICS WITH YOUR LOGOS OR SPONSORS.

BLACK: 5 KG  
RED: 2.5 KG  
MAXIMUM 25 KG

# N35-YR ST

ONLY 155 KILOGRAMS

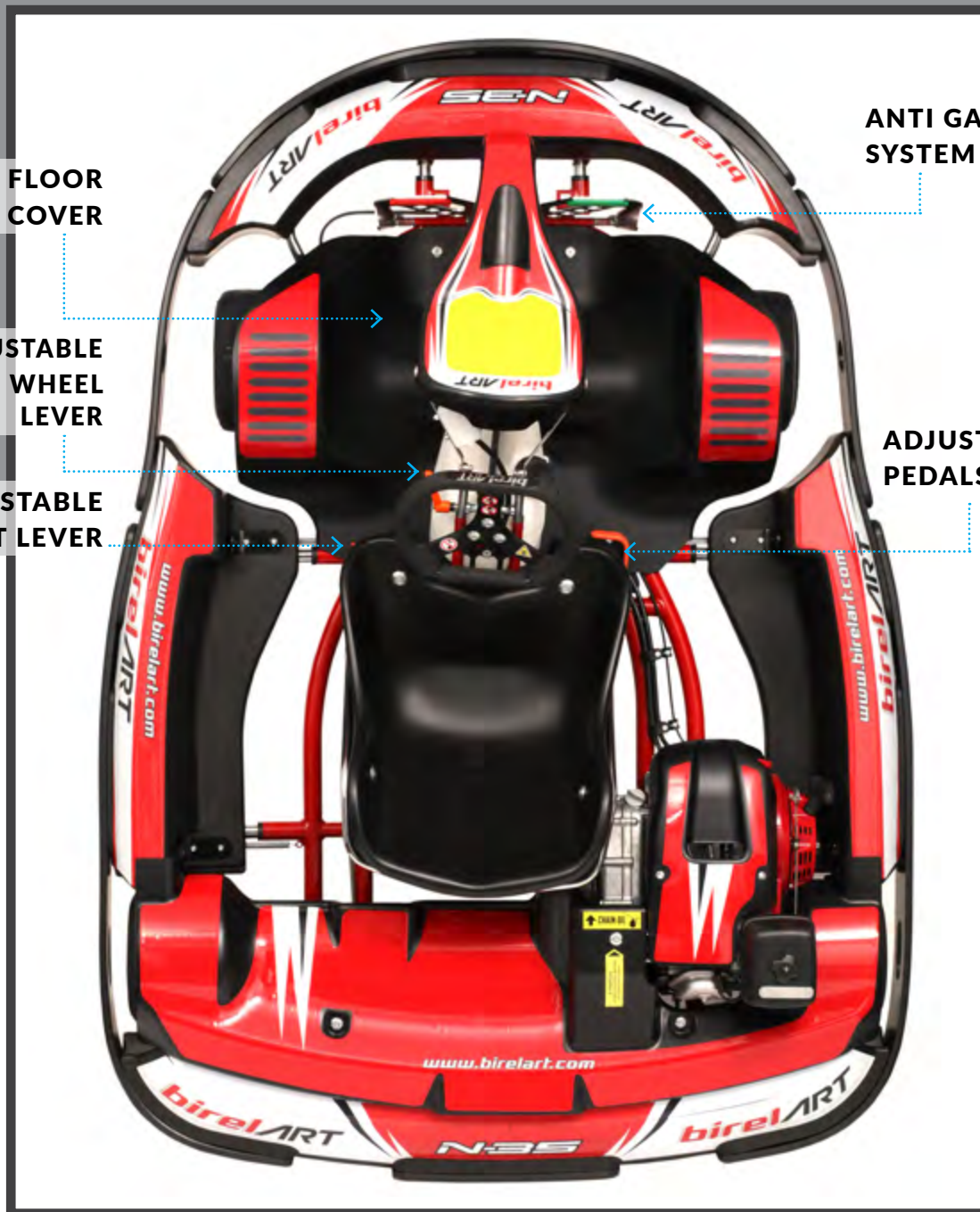
WITH ADJUSTABLE PEDAL, ADJUSTABLE STEERING WHEEL POSITION AND ADJUSTABLE SEAT, FITTED WITH REAR END COVER (TO PROTECT MOVING MECHANICAL PARTS).

IT HAS BEEN DESIGNED TO EVOKE THE FEATURES OF A COMPETITION KART.



**N35-YR ST**





**NEW FLOOR  
TRAY COVER**

**ANTI GAS-BRAKE  
SYSTEM**

**ADJUSTABLE  
STEERING WHEEL  
LEVER**

**ADJUSTABLE  
PEDALS LEVER**

**ADJUSTABLE  
SEAT LEVER**

|||||  **NEW FEATURES** |||||



**NEW AXLE BEARING  
SUPPORT**



**NEW BRAKE SAFETY  
"MAGNUM"**



**ADJUSTABLE STEERING  
WHEEL POSITION**

ONLY  
**155**  
KILOGRAMS



## N35-4R ST

<b>Ø TUBES</b>	35 mm
<b>WHEEL BASE</b>	1070 mm
<b>REAR WIDTH</b>	1410 mm
<b>FRONT WIDTH</b>	1208 mm
<b>LENGTH</b>	2036 mm
<b>AXLE</b>	40x5x1060 K
<b>BRAKING SYSTEM</b>	HYDRAULIC RR MAGNUM
<b>BRAKE DISC</b>	VENTILATED 180x20
<b>BRAKE POSITION</b>	REAR
<b>TANK CAPACITY</b>	10 LIT
<b>Ø STEERING WHEEL</b>	340 mm
<b>WHEELS</b>	NH 120 - NH 180
<b>TYRES</b>	MITAS SRH / DURO
<b>PODS</b>	N35 SHOCK ABSORPTION
<b>COVER</b>	REAR & FRONT
<b>SEAT AND PEDALS</b>	ADJUSTABLE

### AVAILABLE ENGINE VERSIONS

- HONDA GX 200
- HONDA GX 270
- HONDA GX 390 \*

\* WET OR DRY CLUTCH

### TRACK SIDE MONITORING SYSTEM



#### de Haardt Trackside Control System Xtra.EV Shutdown Transponder

The de Haardt Xtra.E Shutdown Transponder can be installed on every kart and programmed to suit the needs of the Circuit Operator. Different performance levels can be pre-programmed, as well as the crawl speed for the Pitlane Area. The Shutdown Transponder can be remotely operated with the Xtra Remote Control Unit, as well as the Xtra Mini Remote Control.

# DISCOVER OUR LAST MODEL



**N35-YR ST**


## **OPTIONAL**



**HEADREST &  
SAFETY BELTS**



**WEIGHT HOLDER  
QUICK FIXING**



**WEIGHT HOLDER  
WITH WEIGHTS**



ON REQUEST, FOR EVERY RENTAL KART MODEL WE CAN  
PROVIDE A CUSTOM GRAPHICS WITH YOUR LOGOS OR SPONSORS.

BLACK: 5 KG  
RED: 2.5 KG  
MAXIMUM 25 KG

# **N35-YR ST**

ONLY 167 KILOGRAMS

## **TWIN ENGINE - DOUBLE POWER**

WITH ADJUSTABLE PEDAL, ADJUSTABLE STEERING WHEEL POSITION  
AND ADJUSTABLE SEAT, FITTED WITH REAR END COVER (TO  
PROTECT MOVING MECHANICAL PARTS).



**N35-YR ST**



**NEW FLOOR  
TRAY COVER**

**ANTI GAS-BRAKE  
SYSTEM**

**ADJUSTABLE  
STEERING WHEEL  
LEVER**

**ADJUSTABLE  
PEDALS LEVER**

**ADJUSTABLE  
SEAT LEVER**

**TWIN  
ENGINE**

|||||  **NEW FEATURES** |||||



**NEW AXLE BEARING  
SUPPORT**



**NEW BRAKE SAFETY  
"MAGNUM"**



**ADJUSTABLE STEERING  
WHEEL POSITION**

ONLY  
**167**  
KILOGRAMS




## **N35-4R ST** TWIN ENGINE

<b>Ø TUBES</b>	35 mm
<b>WHEEL BASE</b>	1070 mm
<b>REAR WIDTH</b>	1410 mm
<b>FRONT WIDHT</b>	1208 mm
<b>LENGHT</b>	2036 mm
<b>AXLE</b>	40x5x1060 K
<b>BRAKING SYSTEM</b>	HYDRAULIC RR MAGNUM
<b>BRAKE DISC</b>	VENTILATED 180x20
<b>BRAKE POSITION</b>	REAR
<b>TANK CAPACITY</b>	10 LIT
<b>Ø STEERING WHEEL</b>	340 mm
<b>WHEELS</b>	NH 120 - NH 180
<b>TYRES</b>	MITAS SRH / DURO
<b>PODS</b>	N35 SCHOCK AB
<b>COVER</b>	REAR + FRONT
<b>SEAT AND PEDALS</b>	ADJUSTABLE

### AVAILABLE ENGINE VERSIONS

▶ HONDA GX 200



# DISCOVER OUR LAST MODEL



2x ENGINES  
HONDA GX 200

**N35-YR ST**

## OPTIONAL



**HEADREST &  
SAFETY BELTS**



**WEIGHT HOLDER  
QUICK FIXING**



**WEIGHT HOLDER  
WITH WEIGHTS**

BLACK: 5 KG

RED: 2.5 KG

MAXIMUM 25 KG



ON REQUEST, FOR EVERY RENTAL KART MODEL WE CAN  
PROVIDE A CUSTOM GRAPHICS WITH YOUR LOGOS OR SPONSORS.

# **N35-XR ST ROTAX**

ONLY 130 KILOGRAMS


WITH ADJUSTABLE SEAT AND ADJUSTABLE PEDALS.  
IT HAS BEEN DESIGNED TO EVOKE THE FEATURES  
OF A COMPETITION KART.

\*AVAILABLE ALSO THE VERSION N35 X  
(WITH ADJUSTABLE PEDAL AND FIXED SEAT)



**N35-XR ST ROTAX**





ANTI GAS-BRAKE SYSTEM

ADJUSTABLE SEAT LEVER

ADJUSTABLE PEDALS LEVER



ONLY  
**130**  
KILOGRAMS



## **N35-XR ST** ROTAX

<b>Ø TUBES</b>	35 mm
<b>WHEEL BASE</b>	1070 mm
<b>REAR WIDTH</b>	1410 mm
<b>FRONT WIDTH</b>	1208 mm
<b>LENGHT</b>	mm 2036
<b>AXLE</b>	40x5x1060 K
<b>BRAKING SYSTEM</b>	HYDRAULIC RR
<b>BRAKE DISC</b>	180x8
<b>BRAKE POSITION</b>	REAR
<b>TANK CAPACITY</b>	10 LIT
<b>Ø STEERING WHEEL</b>	340 mm
<b>WHEELS</b>	NH 120 - NH 180
<b>TYRES</b>	MITAS SRH / DURO
<b>PODS</b>	N35 SHOCK ABSORPTION
<b>SEAT AND PEDALS</b>	ADJUSTABLE

### AVAILABLE ENGINE VERSIONS

- Rotax 125 Junior MAX
- Rotax SENIOR EUROMAX
- Rotax 125 MAX DD2

# THE STEP BEFORE RACING!



**N35-XR ST ROTAX**

## OPTIONAL



**HEADREST &  
SAFETY BELTS**



**WEIGHT HOLDER  
QUICK FIXING**



**WEIGHT HOLDER  
WITH WEIGHTS**

BLACK: 5 KG

RED: 2.5 KG

MAXIMUM 25 KG



ON REQUEST, FOR EVERY RENTAL KART MODEL WE CAN  
PROVIDE A CUSTOM GRAPHICS WITH YOUR LOGOS OR SPONSORS.


# N35-TWIN

ONLY 160 KILOGRAMS

THE NEW KART FOR TWO PEOPLE WITH THE SAME DIMENSION AND THE SAME COMPONENTS OF THE CLASSICAL N-35 XR ST. COMPLETE WITH ROLL-BAR, SEAT BELTS, FOOTRESTS AND ADJUSTABLE STEERING WHEEL FOR THE PASSENGER IN ADDITION TO REGULATING PEDALS SYSTEM FOR THE DRIVER.



**N35-TWIN**



ADJUSTABLE  
STEERING WHEEL  
FOR PASSENGER

ADJUSTABLE  
PEDALS



ONLY  
**160**  
KILOGRAMS



## N35-TWIN

<b>Ø TUBES</b>	35 mm
<b>WHEEL BASE</b>	1070 mm
<b>REAR WIDTH</b>	1410 mm
<b>FRONT WIDTH</b>	1208 mm
<b>LENGHT</b>	2036 mm
<b>AXLE</b>	40x5 K
<b>BRAKING SYSTEM</b>	HYDRAULIC RR
<b>BRAKE DISC</b>	166x5 STEEL x2
<b>BRAKE POSITION</b>	REAR
<b>TANK CAPACITY</b>	4 LIT
<b>Ø STEERING WHEEL</b>	320 mm
<b>WHEELS</b>	NH 120 - NH 180
<b>TYRES</b>	MITAS SRH / DURO
<b>PODS</b>	N35 SHOCK ABSORPTION
<b>COVER</b>	REAR & FRONT
<b>SEAT AND PEDALS</b>	ADJUSTABLE

### AVAILABLE ENGINE VERSIONS

- HONDA GX 270 cc \*
- HONDA GX 390 cc \*

\* WET CLUTCH

### TRACK SIDE MONITORING SYSTEM



#### de Haardt Trackside Control System Xtra.EV Shutdown Transponder

The de Haardt Xtra.E Shutdown Transponder can be installed on every kart and programmed to suit the needs of the Circuit Operator. Different performance levels can be pre-programmed, as well as the crawl speed for the Pitlane Area. The Shutdown Transponder can be remotely operated with the Xtra Remote Control Unit, as well as the Xtra Mini Remote Control.

# ONE KART FOR TWO PEOPLE



**N35-TWIN**



**DANIEL RICCIARDO  
ON BOARD!**



ON REQUEST, FOR EVERY RENTAL KART MODEL WE CAN  
PROVIDE A CUSTOM GRAPHICS WITH YOUR LOGOS OR SPONSORS.

# N32-XR J

ONLY 120 KILOGRAMS

WITH ADJUSTABLE SLIDING SEAT, ADJUSTABLE SLIDING PEDALS, ADJUSTABLE STEERING WHEEL HEIGHT, FITTED WITH REAR END COVER (TO PROTECT MOVING MECHANICAL PARTS).

AVAILABLE WITH CHAIN OR BELT, HYDRAULIC BRAKE AND OPTIONAL HEADREST.



**N32-XR J**





ADJUSTABLE  
PEDALS LEVER

ANTI GAS-BRAKE  
SYSTEM

ADJUSTABLE  
SEAT LEVER

ADJUSTABLE  
STEERING WHEEL  
POSITION



ONLY  
**120**  
KILOGRAMS



## N32-XR U

<b>Ø TUBES</b>	32 mm
<b>WHEEL BASE</b>	980 mm
<b>REAR WIDTH</b>	1300 mm
<b>FRONT WIDHT</b>	1040 mm
<b>LENGHT</b>	1860 mm
<b>AXLE</b>	40x3x1010 M
<b>BRAKING SYSTEM</b>	HYDRAULIC RR
<b>BRAKE DISC</b>	166x5 STEEL
<b>BRAKE POSITION</b>	REAR
<b>TANK CAPACITY</b>	4 LIT
<b>Ø STEERING WHEEL</b>	320 mm
<b>WHEELS</b>	NH 120 - NH 180
<b>TYRES</b>	MITAS SRH / DURO
<b>PODS</b>	N32 SHOCK ABSORPTION
<b>COVER</b>	REAR & FRONT
<b>SEAT AND PEDALS</b>	ADJUSTABLE

### AVAILABLE ENGINE VERSIONS

- HONDA GX 120
- HONDA GX 160
- HONDA GX 200

### TRACK SIDE MONITORING SYSTEM



#### de Haardt Trackside Control System Xtra.EV Shutdown Transponder


The de Haardt Xtra.E Shutdown Transponder can be installed on every kart and programmed to suit the needs of the Circuit Operator. Different performance levels can be pre-programmed, as well as the crawl speed for the Pitlane Area. The Shutdown Transponder can be remotely operated with the Xtra Remote Control Unit, as well as the Xtra Mini Remote Control.

# A COOL KART FOR YOUNG DRIVER



**N32-XR J**

## **OPTIONAL**



**HEADREST**



**SAFETY BELTS**



**WEIGHT HOLDER  
WITH WEIGHTS**

BLACK: 5 KG

RED: 2.5 KG

MAXIMUM 25 KG



ON REQUEST, FOR EVERY RENTAL KART MODEL WE CAN  
PROVIDE A CUSTOM GRAPHICS WITH YOUR LOGOS OR SPONSORS.

# **B25-RT**

ONLY 40 KILOGRAMS

MADE WITH 25 MM TUBES, ADOPTS ALUMINIUM HUBS,  
HQ DISK CARRIERS AND CROWN CARRIERS.  
IT INCLUDES THE 2T 50 CC MOTOR WHILE THE BRAKE SYSTEM  
IS MECHANICAL WITH 166 MM DISC.



**B25-RT**

# BABY DRIVER? WE HAVE THE LITTLE KART!



## AVAILABLE ENGINE VERSIONS

➤	HONDA GX 35 4 Stroke
➤	COMER C 51 2 Stroke
➤	BLUE BIRD BB 50 2 Stroke



ON REQUEST, FOR EVERY RENTAL KARTS MODELS WE CAN  
PROVIDE A CUSTOM GRAPHICS WITH YOUR LOGOS OR SPONSORS.

ONLY  
**40**  
KILOGRAMS



## **B25-RT**

<b>Ø TUBES</b>	25 mm
<b>WHEEL BASE</b>	780 mm
<b>REAR WIDTH</b>	525 mm
<b>FRONT WIDHT</b>	550 mm
<b>LENGHT</b>	1240 mm
<b>AXLE</b>	25x880 B
<b>BRAKING SYSTEM</b>	MECHANICAL
<b>BRAKE DISC</b>	166x5 STEEL
<b>BRAKE POSITION</b>	REAR
<b>TANK CAPACITY</b>	2 LIT
<b>Ø STEERING WHEEL</b>	320 mm
<b>WHEELS</b>	CR 115 + DR 150 A
<b>TYRES</b>	VEGA ETS 4.0 - 5.0
<b>PODS</b>	B25
<b>SEAT AND PEDALS</b>	FIXED



# CUSTOMIZATION

ON REQUEST  
**FOR EVERY**  
**RENTAL KARTS MODELS**  
WE CAN PROVIDE A  
**CUSTOM GRAPHICS**  
WITH YOUR LOGOS OR SPONSORS.



DOOS KARTING CENTER RIYADH - SAUDI ARABIA



VENOM KARTING - ROMANIA



FOOD KART - VENEZUELA



JOKA RACING- ITALY



**birelART**  
RENTAL KART

Birel ART Srl Via S. Michele del Carso, 40 - 20851 Lissone (MB) - Italy  
PH. +39 039 483440 - FAX +39 039 461232  
E-Mail: [info@birelart.com](mailto:info@birelart.com) - [www.birelart.com](http://www.birelart.com)

[WWW.BIRELARTRENTAL.COM](http://WWW.BIRELARTRENTAL.COM)