



BRP-ROTAX CHASSIS APPROVAL FORM



Manufacturer	BirelART
Chassis model	RX32
Category	ROTAX MAX Challenge, 125 Max DD2 class
Validity of approval	without limitation
Date of approval by BRP-Rotax	2008 01 07

Technical definition of the frame
Built according to CIK regulations for short circuits karts


Technical definition fo the components of the chassis	
Brake system:	Designed according to CIK rules for shifter classes A brake system with a valid CIK Homogation must be used
Bodywork:	Designed according to CIK rules for short circuits karts. A bodywork with a valid CIK Homologation must be used.
Rear Tire Protection System:	For the participation at national or international Rotax Max Challenge races, the ROTAX Rear Tire Protection System must be used.

	
Above: photo of the frame	Above: photo of the identification plate of the frame with the name of the chassis model

Technical description	Dimensions	Tolerance
Outer diameter of the main tubes (without painting)	32 mm	+/- 0,5 mm
Rear width of main tubes (center line to center line)	619 mm	+/- 5,0 mm
Distance of the rear two main tubes on the right side (center line to center line)	92 mm	+/- 0,5 mm
Wheelbase	1047 mm	+/- 5,0 mm


Technical description	Figure
Number of adjustable/removeable stabilizers on the frame	2

BRP-ROTAX CHASSIS APPROVAL FORM



Above: photo of the frame with the section of the engine mount

Above: photo of the frame with the section of the two supports for the exhaust system




Above: Photo of the frame with the section of the support for the fuel pump (fuel pump mounted)

Above: Photo of the frame from the side with the section of the supports for the radiator

BRP-ROTAX CHASSIS APPROVAL FORM



Above: photo of the steering column with the section with the knurling for the steering wheel hub (knurling according to DIN 82 - RAA1).



Above: photo of the frame with the section of the two supports for the RTPS (Rear Tire Protection System)



Above: photo of the frame from the side with the section of the support for the RTPS (Rear Tire Protection System)



Above: Photo of the frame from the back with the section of the support for the RTPS (Rear Tire Protection System)